



ENGINE-DRIVEN



BIG BLUE® 600X DUO AIR PAK™ 50Hz

with **ArcReach**
Technology

P/N: MR907763001-1

Dual operator. Increased efficiency. More power.



3 YEAR
WARRANTY

Welder/generator/air compressor/battery charger is warranted for three years, parts and labor. Engine is warranted separately by the engine manufacturer.



ENGINE-DRIVEN



BIG BLUE® 600X DUO AIR PAK™ 50Hz

with **ArcReach**
Technology



P/N: MR907763001-1

Game-changing technologies can stop you from wasting hours every day.

ArcReach® welding technology minimises the non-value-added time spent walking to and from the power source and maximises arc-on time, weld quality and job site safety.



INDUSTRIAL APPLICATIONS

Pipe Welding

Maintenance & Repair Rigs

Mechanical Contractor

Construction

Mining Maintenance

Railroad Maintenance

PROCESSES

Stick (SMAW)

MIG (GMAW)

Flux-Cored (FCAW)

DC TIG (GTAW)

Pulsed MIG* (GMAW-P)

RMD*

Submerged Arc (SAW)

Stud Welding

Air Carbon Arc (CAC-A) (9.5mm)

* with optional ArcReach® Smart Feeder

QUICK SPECS

Output Range

Auxillary Output Rated at 104°F (40°C)

Single weld mode
CC: 40-600A, CV:15-50 V

3 Phase 18,000 watts continuous
1 Phase 3,000 watts continuous

Dual weld mode
CC: 20-300A, CV:15-50 V



BIG BLUE® 600X DUO AIR PAK™ 50Hz

 with ArcReach
Technology


P/N: MR907763001-1

MORE POWER

600 Amps of weld power and 18,000 watts of continuous generator power.

MULTI-ARC WELDING

One dependable engine - two independent arcs with up to 300 Amps each. Or plug in an additional inverter for a true multi operator work platform!

Example: One additional XMT multi-process machines equals 3 operators, up to 200 Amps each. Premium quality arcs allow operators to work independently with no arc interaction. Multi operator welding has never been easier or more versatile.



INGERSOLL RAND

- Ultra-reliable industrial rotary screw compressor.
- 30,000 hrs life expectancy.
- Independent on/off control for applications not requiring compressed air allows greater fuel savings and longer compressor service intervals.

AUTO REMOTE SENSE™

Standard 14-pin receptacle. For simple connection of remote controls and wire feeders.

HD POWDER COAT

With zinc-rich primer protects sheet metal from rust and corrosion.

INCREASED EFFICIENCY

- More arcs and better fuel economy equal increased profits for your business.
- Estimated savings are 34% with a dual-operator unit versus two single operator units.

DIGITAL METERS

SunVision technology enables welding parameters to be viewed with greater clarity than analogue meters at virtually any angle. Meters can be seen clearly even in direct sunlight.

INDUSTRIAL USB PORT

Quickly upload the latest software and download machine log files to retrieve in-depth information such as diagnostics and machine statistics.

AUXILLARY POWER

- 1 x 415-380V 32 Amp socket.
- 2 x 240V 15 Amp sockets.
- RCD.

ARC CONTROL

Beneficial when welding with stick and solid wires for easier fine tuning of tough-to-weld materials and out-of-position applications.

SIMPLE PARALLELING SWITCH

Makes switching from a single operator to dual operators a breeze. Weld up to 300 Amps per side when set up in dual-operator mode, or up to 600 Amps in single-operator mode.

18,000 WATTS OF PURE GENERATOR POWER

Plug in an extra Miller inverter-based power source for a second welding arc.

HEAVY-DUTY LOW SPEED T4i INDUSTRIAL DIESEL ENGINES

STANDARD FEATURES

- ArcReach®.
- Digital preset weld meters.
- Automatic idle.
- Vandalism lockout.

Model Options and Upgrade Packages

Model Options and Upgrade Packages	Part No.
Standard Machine Package - Dual VRD	MR907763001-1
Basic Upgrade Package - Dual VRD, Emergency Stop, Double Pole Battery Isolator & Lockout Device	MR907763001-2
Full Upgrade Package - Dual VRD, Roll Frame & Spill Tray Assembly, Emergency Stop, Double Pole Battery Isolator & Lockout Device	MR907763001-3



BIG BLUE® 600X DUO AIR PAK™ 50Hz

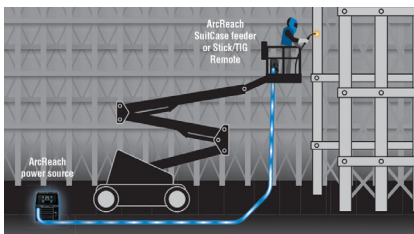
with ArcReach
Technology



P/N: MR907763001-1

ArcReach®

ARC REACH® REMOTE CONTROL OF THE POWER SOURCE WITHOUT A CONTROL CORD



ArcReach® technology uses the existing weld cable to communicate welding control information between the feeder or remote and power source. This technology eliminates the need for control cords and their associated problems and costs.

FLEET COMPATIBILITY

CROSS PLATFORM COMPATIBLE

The same ArcReach® accessories that work on engine-driven equipment can also be used on select ArcReach® equipped XMT 350 FieldPro™ power sources.

REVERSE COMPATIBLE

ArcReach® equipped power sources work with non-ArcReach® accessories; however, the complete ArcReach® benefit is only realised with the ArcReach® system.

MORE WELDS IN LESS TIME

MORE ARC-ON TIME & REDUCED EXPOSURE TO WORKPLACE HAZARDS

Less time is spent going back to the welding power supply to set process and arc amperage or voltage.

AUTO-PROCESS SELECT™

Depending on connected accessory, the system automatically changes to stick or MIG/FCAW (with gas) if electrode positive polarity is detected or TIG/FCAW (no gas) if electrode negative polarity is detected, when ArcReach® communication is established between the accessory and the Big Blue® - reducing the need to access the power supply.

LESS OPERATOR FATIGUE

Operators no longer need to move or reposition heavy secondary weld leads bundled with control cords on the job site because control cables are not used.

AUTOMATIC RETURN TO PANEL SETTINGS

System automatically returns to Big Blue® setting when ArcReach® communication is terminated. For example, if the Big Blue® is set to gouging at 500 Amps and ArcReach® is connected, the Big Blue® will go to a MIG/FCAW process. If the feeder is disconnected, the Big Blue® will go back to its previous setting (gouging at 500 Amps).



FEWER CABLES TO MAINTAIN

SAVE TIME

Operators no longer need to troubleshoot welding system problems that result from damaged control cords.

ELIMINATE COSTLY CONTROL CORD REPAIRS

Because control cords are not used.



BETTER WELDS WITH LESS REWORK

OPERATORS CAN PRECISELY SET ARC AMPERAGE OR VOLTAGE

Operators can set the amperage and voltage at the weld joint and monitor the actual arc voltage and current delivered to the weld using the digital meters on the accessory. This removes guesswork when it comes to adhering to weld procedures.

REMOTE OVERRIDE OF BIG BLUE®

When an ArcReach® accessory is connected to a Big Blue® the accessory has full control and the Big Blue® controls are disabled. While under ArcReach® control, process and voltage/amperage adjustments are locked out, preventing accidental changes by personnel other than the welding operator.



BIG BLUE® 600X DUO AIR PAK™ 50Hz

 with ArcReach
Technology


P/N: MR907763001-1

ARCREACH® SUITCASE 12 FEATURES



SETTING THE STANDARD FOR PERFORMANCE

Heavy-duty drive motor with tachometer control provides wire feed speed that is accurate and consistent from the start of the weld to the finish and from one weld to the next, which provides consistent arc quality. Front panel has trigger hold, wire jog, and gas purge for easy operator access. Wide voltage range for small and large wires with no contractor chatter or arc outages.

SET VOLTS & WIRE SPEED FEED REMOTELY

The simple interface on the feeder allows operators to adjust parameters at the point of use with no control cords.

EASY PROCESS CHANGEOVER

Simply connect the ArcReach® SuitCase feeder to your weld lead and you are ready to go. The power source automatically switches settings to run conventional wire processes.

EASY SOLUTION FOR TRADITIONAL WIRE PROCESSES

Add the flux-cored capability of the Big Blue® 600X Duo Air Pak™ for fill and cap passes for increase productivity.

DURABLE DESIGN REDUCES DOWNTIME

Impact-resistant case and the elimination of feeder control cords provides a solid solution to last in harsh environments.

ARCREACH® SMART FEEDER FEATURES



ARCREACH® SMART FEEDER DELIVERS EXCELLENT RMD & PULSED MIG WELDING

Up to 60 meters away from the power source with no control cords - twice the distance previously possible. RMD and pulsed MIG processes also help reduce weld failures and eliminate backing gas on some stainless and chrome-moly applications.

EASY PROCESS CHANGEOVER

Simply connect the ArcReach® Smart Feeder to your leads and you are ready to go. All controls automatically shift to the ArcReach® Smart Feeder.

SYNERGIC PROCESSES

RMD and pulsed MIG welding permits procedures with one wire and one gas to eliminate process switch-over time.

DURABLE DESIGN REDUCES DOWNTIME

Impact-resistant case and the elimination of feeder control cords provides a solid solution to last in harsh environments.

ARCREACH® STICK/TIG REMOTE FEATURES



COMPLETE REMOTE CONTROL

Portable and lightweight, the ArcReach® Stick/TIG Remote paired with a Big Blue® 600X Duo Air Pak™ power source allows you to change weld settings at your work area, saving a trip to the power supply. No extra control cord to purchase, maintain, string or unstring - saving time and money.

ARCREACH® INDUCTION HEATER FEATURES



TAKE CHARGE OF YOUR PREHEATING

The ArcReach® Heater is equipped with built-in temperature control allowing for either manual or computer-loaded programming using up to six thermocouples. The ArcReach® Heater can run either one or two heating tools (air-cooled cable or air-cooled quick wrap) at the same time. Requires ArcReach® Heater extension cable to operate.

Note: Weld cables are not included.



BIG BLUE® 600X DUO AIR PAK™ 50Hz

with ArcReach
Technology



P/N: MR907763001-1

WELDING PROCESS CAPABILITIES

The ArcReach® Smart Feeder connected to an ArcReach® equipped power supply or engine drive provides standard welding process programs specifically designed for the welding of carbon steel and stainless pipe. The RMD (MIG-modified short circuit) programs and pulsed MIG programs are synergic programs designed specifically for combinations of wire type, wire diameter and shielding gas.

RMD (REGULATED METAL DEPOSITION)

A precisely controlled short-circuit metal transfer that provides a calm, stable arc and weld puddle. This provides less chance of cold lap or lack of fusion, less spatter and a higher quality root pass on pipe. The stability of the weld process lessens the puddle manipulation required by the welder and is more tolerant to hi-lo conditions, reducing training requirements. Weld bead profiles are thicker than conventional root pass welds which can eliminate the need for a hot pass, improving weld productivity. In some stainless steel applications, it may be possible to eliminate the backing (purge) gas to further improve productivity and reduce welding costs.

- Ideally suited to root pass welding.
- Consistent side wall fusion.
- Less weld spatter.
- Tolerant to hi-lo fit-up conditions.
- More tolerant of tip-to-work distance.
- Less welder training time.
- Thicker root passes can eliminate hot pass.

Carbon Steel Programs

		Solid Wire (mm)			Metal Cored Wire (mm)
		0.9	1.0	1.2	1.2
Shielding Gas	100% CO ₂	MIG, RMD	MIG, RMD	MIG, RMD	
	C25 (argon/25% CO ₂)	MIG, RMD	MIG, RMD	MIG, RMD	RMD
	C20 (argon/20% CO ₂)	MIG, RMD, Pulse	MIG, RMD, Pulse	MIG, RMD, Pulse	RMD
	C8-15 (argon/8-15% CO ₂)	MIG, RMD, Pulse	MIG, RMD, Pulse	MIG, RMD, Pulse	Pulse

Stainless Steel Programs

		Solid Wire (mm)		
		0.9	1.0	1.2
Shielding Gas	C2 (argon/2% CO ₂)	MIG, RMD, Pulse	MIG, RMD, Pulse	MIG, RMD, Pulse
	98/2 (argon/2% Oxygen)	MIG, RMD, Pulse	MIG, RMD, Pulse	MIG, RMD, Pulse

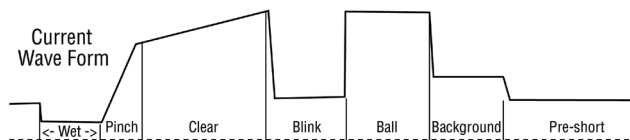
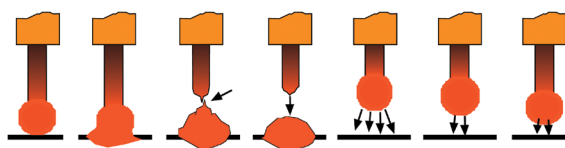


RMD® CARBON STEEL



RMD® STAINLESS STEEL

RMD Ball Transfer





BIG BLUE® 600X DUO AIR PAK™ 50Hz

 with ArcReach
Technology


P/N: MR907763001-1

PULSED MIG

This method of pulse welding provides a shorter arc length, narrower arc cone and less heat input than with traditional spray pulse transfer. Since the process is closed-loop, arc wandering and variations in tip-to-work distances are virtually eliminated. This provides easier puddle control for both in-position and out-of-position welding, reducing welder training time. The process also improves fusion and fill at the toe of the weld, permitting higher travel speeds and higher deposition. This process coupled with RMD for root pass welding permits welding procedures with one wire and one gas to eliminate process switch-over time.

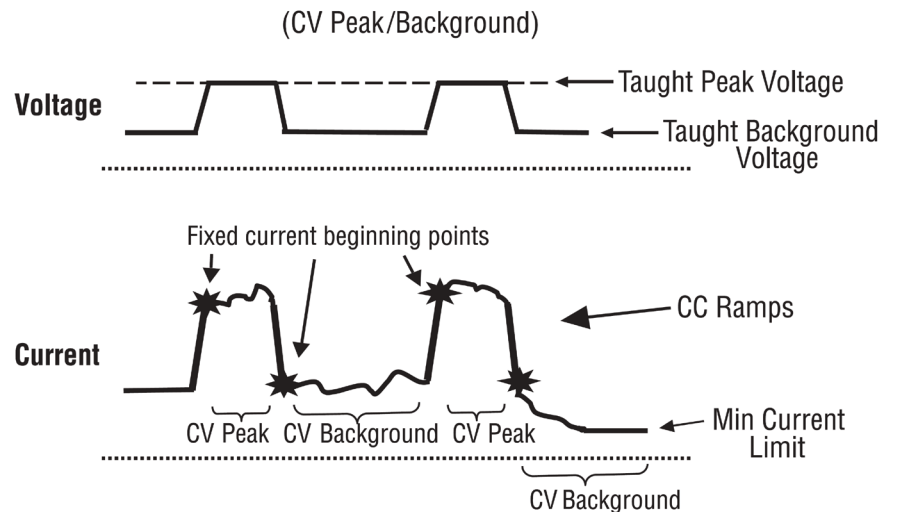
- Ideally suited to fill and cap pass welding.
- Easier puddle control than conventional spray pulse.
- Shorter arc lengths and narrow arc cone for out-of-position welding.
- More tolerant of tip-to-work variation.
- Improve fusion and fill at toe of weld.
- Less heat input reduces interpass cooling time and improves weld cycle time.
- Enables one-wire with one-gas weld procedures.



PULSED MIG CARBON



PULSED MIG STAINLESS





BIG BLUE® 600X DUO AIR PAK™ 50Hz

 with ArcReach
Technology


P/N: MR907763001-1

PRODUCT SPECIFICATIONS

Weld Mode	Output Mode	Weld Output Range	Weld Output Rated at 40°C	Max Open Circuit Voltage	Auxiliary Power Output Rated at 40°C	Dimensions	Net Weight***
CC/DC/ (Stick/TIG)	Separate (Dual Outputs)	20-300 A	300 A at 32 V*, (each side)	32 VDC**	3 Phase: 18,000 watts continuous 1 Phase: 3,000 watts continuous	H: 1,168 mm H: 1,359 mm (top of exhaust) W: 724 mm D: 1,765 mm	916 kg ***Additional: 75kg when fuel tank is full
	Paralleled (Combined)	40-600 A	500 A at 42 V*, 600 A at 38 V,				
CV/DC (MIG/FCAW)	Separate (Dual Outputs)	15-50 V	300 A at 29 V*, (each side)				
	Paralleled (Combined)	15-50 V	550 A at 41.5 V*, 600 A at 38 V,				

* Meets NEMA and IEC ratings. **VRD enabled.

ENGINE SPECIFICATIONS

Engine Brand	Horsepower (hp)	Type	Features	Engine Speeds	Capacities	Sound Levels at 7M	Automatic Engine Shutdown
Deutz TD2011L04W	65.7	Turbo-charged four-cylinder, liquid-cooled industrial diesel	EPA Tier 4i compliant, includes oil pan and intake manifold heater	Idle: 1350 rpm Weld: 1500 rpm	Fuel: 95L Oil: 10.4L Coolant: Integrated Oil	Idle: 71.3 dB 96.1 Lwa) Weld (600A Load): 76.1 dB (101.0 Lwa)	Low oil pressure, high coolant temperature, low fuel level

COMPRESSOR SPECIFICATIONS

Compressor Brand	Features	Air Output at Effective Working Pressure	Working Pressure Constant	Duty Cycle	Oil Capacity	Automatic Compressor Shutdown
Ingersoll Rand CE55 G1	Rotary screw with electric clutch for on/off. Oil change intervals 500hrs (same as engine). Life expectancy 30,000hrs.	45 cfm (1.7 m ³ /min) 100 psi (690 kPa, 100% Duty Cycle	100 PSIG 7 bar	100%	3.79L	Oil temperature



ENGINE-DRIVEN



BIG BLUE® 600X DUO AIR PAK™ 50Hz

with **ArcReach**
Technology

P/N: MR907763001-1

ORDERING INFORMATION – AVAILABLE PACKAGES

OPTION 1 - MIG/FLUX-CORED SYSTEM

Power Source	Part No.
Big Blue® 600X Duo Air Pak™ 50Hz with ArcReach® Technology	MR907763001-1

Wirefeeder (Alternative Wirefeeders Listed Below)

ArcReach® SuitCase 12	MR301456
-----------------------	----------

Required Accessories

Lead Kit 10m Engine Drive	AA74-0/10
Bernard 440 Amp MIG gun with rotatable long 45 deg. neck, 4.6m cable, 1.2 tip	BEQ4015AH8EMC
0.9 / 1.2 mm “V” groove roll kit for solid wires	MR190300
1.2 mm knurled “V” groove roll kit for flux-cored wires	MR079607
1.6 mm knurled “V” groove roll kit for flux-cored wires	MR079609

OPTION 2 - RMD PULSE SYSTEM

Power Source	Part No.
Big Blue® 600X Duo Air Pak™ 50Hz with ArcReach® Technology	MR907763001-1

Wirefeeder (Alternative Wirefeeders Listed Below)

FieldPro Smart Feeder (Dinse) CE	MR301177
----------------------------------	----------

Required Accessories

Lead Kit 10m Smart Feeder	AM363-0/10
Bernard 440 Amp MIG gun with rotatable long 45 deg. neck, 4.6m cable, 1.2 tip	BEQ4015AH8EMC
0.9 / 1.2 mm “V” groove roll kit for solid wires	MR190300
1.2 mm knurled “V” groove roll kit for flux-cored wires	MR079607



ENGINE-DRIVEN



BIG BLUE[®] 600X DUO AIR PAK[™] 50Hz

with **ArcReach**
Technology

P/N: MR907763001-1

ORDERING INFORMATION – AVAILABLE PACKAGES

OPTION 3 - MIG/FLUX-CORED SYSTEM

Power Source	Part No.
Big Blue [®] 600X Duo Air Pak [™] 50Hz with ArcReach [®] Technology	MR907763001-1
Wirefeeder (Alternative Wirefeeders Listed Below)	
ArcReach [®] 16 Wire Feeder	MR301619
Required Accessories	
Lead Kit 10m Engine Drive	AA74-0/10
Bernard 440 Amp MIG gun with rotatable long 45° neck, 4.6m cable, 1.2 tip	BEQ4015AH8EMC
0.9/1.2mm “V” groove roll kit for solid wires	MR190300
Optional Accessories	
RHC-14 remote hand current control	MR242211020
Wireless hand control & 14 pin receiver	MR301582
Wireless foot control & 14 pin receiver	MR301580
ArcReach [®] Stick/TIG Remote	MR301325
400 Amp MIG gun with fixed medium 45° neck, 3.0m cable, 1.2 tip	BEQ4010AR8EMC